

## **X**-DR Static Classic

Fully digital complete X-ray system



# X-DR Static Classic

## Complete system

The X-DR Static Classic combines all the components and features needed for digital high-resolution images.

The X-ray system and the detector are perfectly matched. The central control of all components on multi-touch monitor ensures maximum operating comfort.

## Powerful X-ray system

- Generator: 32kW / max. 450 mA
- Voltage range: 40 – 125 kV
- Mains connection: 230 V – 50 / 60 Hz, 1-phase
- Capacitor technology for higher performance

## Excellent X-ray images

- Detector 43 cm x 43 cm (17" x 17")
- Advanced CsI scintillator technology ensures outstanding X-ray images.
- State-of-the-art image processing optimised for small animals.



# Maximum user comfort

## Focus fully on the animal

With X-DR Static Classic you can focus on your patient.

## Optimised hardware

- Multi-touch monitor: Zoom in or rotate X-ray images by simply spreading your fingers.
- Floating tabletop for simple positioning of the animal before shooting.
- Central ON/OFF switch for fast system start.

## Intuitive software control

- Animal-specific organ programs for setting X-ray system and detector – all settings with just one click.
- X-ray images are displayed within a few seconds.
- Integrated X-AQS viewer facilitates diagnostic viewing directly on the system. Measurement functions included.

**MetaGrid:** software to reduce scattered radiation – no additional grid necessary

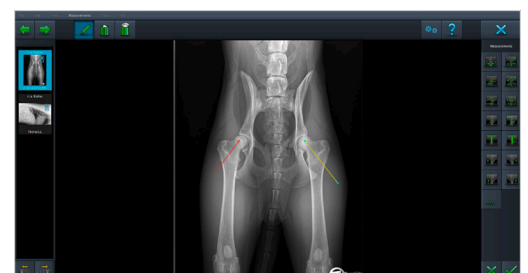
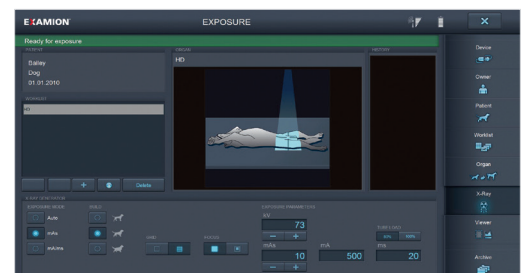
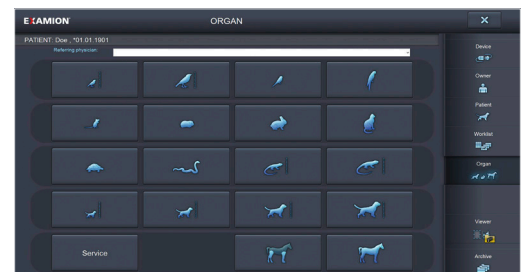
## Image archive and image transfer

Easy and fast communication with animal owners and colleagues. All necessary functions are integrated:

- Creation of patient CDs
- Image storage on USB stick
- Extensive print function
- Optional dropbox cloud function

Archiving options:

- Integrated image storage – access to archived X-ray images directly on the X-ray system with an option for additional viewer workstations
- Connection to existing image archives



# EXAMION GmbH

EXAMION is a global provider of digital radiography solutions for human and veterinary medicine. We have been operating according to our 'one-stop expert' principle for more than 30 years, assisting our customers with competent advice in planning, installation and after-sales services.




We currently support more than 7,000 systems, which are primarily stationary installations in hospitals and medical practices, partially also mobile applications. Our proprietary EXAMION X-AQS software for system control, image processing, diagnosis and archiving ensures a standardised control and efficient workflow. In addition to radiography and digital image processing, our product range includes mammography and radiotherapy.

Our more than 150 specialists work as a team for our customers throughout Germany, and four European locations in Belgium, Poland, Portugal and Switzerland. Through a network of certified sales and service partners, EXAMION provides customers around the world with its latest state-of-the-art X-ray solutions.

EXAMION is characterised by its extensive market expertise, cutting-edge technology and its vast number of project references in the private and public sector.

## Benefit from years of experience



## Contact head office

**EXAMION GmbH**  
Erich-Herion-Str. 37  
70736 Fellbach  
Germany

 +49 711 120 002 - 0

 +49 711 120 002 - 22

[www.examion.com](http://www.examion.com)

 [sales@examion.com](mailto:sales@examion.com)



## Certified partner of EXAMION